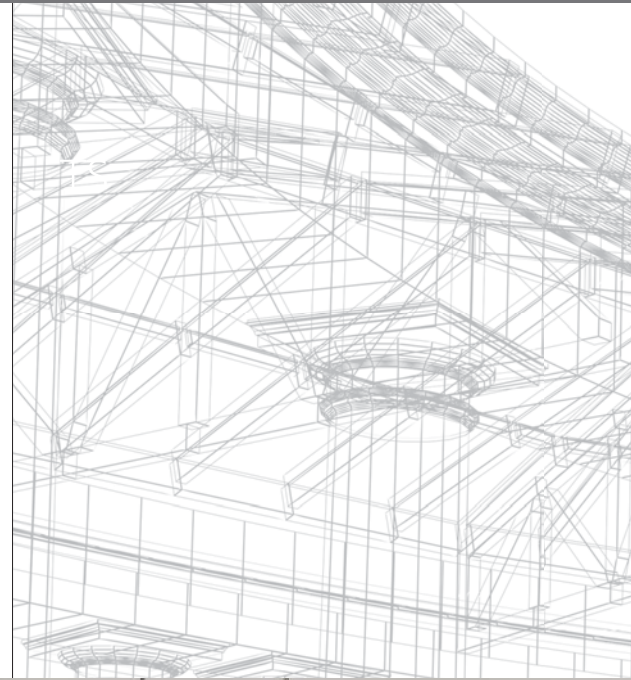


Echelon™
CABINETS

The Beauty
of Wood





The wood used in Echelon Cabinetry showcases the natural beauty that comes from the inherent characteristics of wood. Trees are affected by the climate, the soil they inhabit, and the elements of their environment. All of these factors combine to create the natural characteristics found in real wood.

- Grain pattern variation (open and wide graining contrasting with tightly closed graining)
- Grain color variation (from even and consistent color to varied and quite dramatic)
- Unique markings (such as dark mineral streaks or light-colored sap wood)

These variations can occur from cabinet to cabinet and within the same door or drawer front; however, they are considered natural traits, not defects. Clear or natural wood finishes enable the natural beauty of grain and color to show through. Opaque finishes provide greater consistency by hiding the natural wood variations. Each individual cabinet may or may not show the natural characteristics described on the following pages.



Real Wood

conveys a warm, inviting feeling the moment you see it. Real wood adds value to your home with its luxurious texture, wondrous wood graining, and deep vivid tones and colors.

SPECIES			
cherry		<p>CHERRY</p> <ul style="list-style-type: none">▪ Moderately hard and strong with a fine to medium grain pattern.▪ Long history of use in high-end furniture and cabinetry.▪ Good bending properties.	Usually pinkish-brown in color, but can go to shades of off-white, green and even gray. Sapwood is white to yellowish; heartwood is deep reddish-brown.
alder		<p>ALDER</p> <ul style="list-style-type: none">▪ Fast growing wood is suitable for sustainability projects.▪ Available in knotty and clear grades.▪ Excellent gluing, staining, and finishing properties.	Light tan to reddish-brown. It has a similar appearance to birch, though alder is slightly redder. There is no visible distinction between heartwood and sapwood.
maple		<p>MAPLE</p> <ul style="list-style-type: none">▪ Hard, heavy, and strong with a close, uniform grain.▪ Resistant to shock and abrasive wear.▪ Dents are highly visible due to the lack of a pronounced grain.	Sapwood is creamy white to off-white and sometimes tinged reddish-brown. Heartwood can be tan or very light grayish-brown. Sometimes streaked with darker mineral colors.
birch		<p>BIRCH</p> <ul style="list-style-type: none">▪ Subtle, contemporary, and close-grained hardwood.▪ Very heavy, hard, and strong.▪ Good bending properties and shock resistance.	Colors go from cream to reddish-brown. Sapwood is white; heartwood is a light reddish-brown.
oak		<p>OAK</p> <ul style="list-style-type: none">▪ Heavy grained and durable.▪ Well suited for molding and millwork.▪ Dents are less visible due to the pronounced grain pattern.▪ May have mineral streaks and pin holes.	The sapwood is white to light brown; heartwood is pinkish-red brown.

COLOR

TEXTURE



Medium weight with uniform smooth texture. Finishes to silky luster.



Has a moderately fine, uniform texture. Knotty grades have visible knots and pinholes. Very easy to work with both hand and machine tools; sands easily.



Uniform texture polishes well. Has a high resistance to abrasion and wear. Stains and finishes beautifully.



Texture is fine and even with grain often being straight but can also come in wavy or curly patterns. Takes stains well.



Open grain that produces dramatic and distinct patterns in sawn lumber. Saws without difficulty and planes easily to a smooth surface.

Echelon[™]
CABINETS


An **acpi** brand

The Natural Characteristics of Wood

CROSS FIRE

Occurs in all species

Stripes running across the grain of the wood, usually found in quarter-sawn lumber.



BARK POCKETS


Occurs in all species

An opening between tree annual rings which contain bark.

RAY FLECKS

Occurs in all species

Lines running across the grain of the wood, usually found in quarter-sawn lumber.



WORM HOLES


Occurs in all species

Small holes or tracks left by wood-boring worms.

BIRDS EYE

Occurs in maple

A small area where the grain of the wood is twisted or swirled to form a small circular pattern that resembles a bird's eye.



GRUB HOLES


Occurs in all species

Small holes or tracks left by wood-boring grubs or carpenter ants.

TIGER STRIPE

Occurs in maple

Swirled grain that gives the appearance of stripes.



WORM TRACKS


Occurs in all species

Tracks left by wood-boring worms.

BIRD PECK

Occurs in all species

A patch of distorted grain resulting from birds pecking through the growing cells in the tree. Sometimes contains a hole, ingrown bark, or soft rot usually surrounded by sound wood.



BACTERIA STAIN

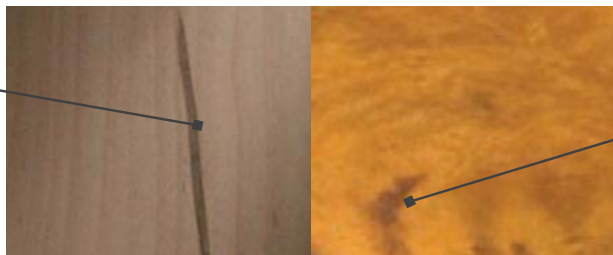
Occurs in all species

Wood cells do not die immediately when a tree is harvested. Organisms like bacteria often feed on these cells prior to the kilning process.

MINERAL STREAKS

Occurs mainly in maple

Olive or grayish markings caused by such environmental factors as trace elements in water or soil.



VINE MARKS

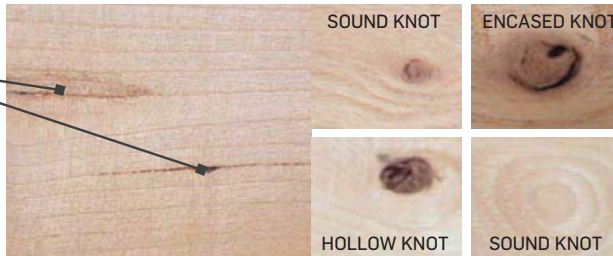
Occurs in birch

Dark lines in the wood associated with a vine wrapped around the trunk of the tree.

GUM & SAP POCKETS

Common in cherry

Pitch pocket, gum streak, or gum spot gaps between the growth rings that have been filled with resin as the tree continued to grow.



KNOTS

Occurs in birch

A knot is a particular type of imperfection in a piece of wood; it will affect the technical properties of the wood, usually for the worse, but may be exploited for artistic effect. In the tree a knot is either the base of a side branch or a dormant bud.


Product Disclaimer

The wood used in Echelon Cabinetry is a product of nature and may include numerous color hues, grain patterns, and other natural characteristics. Due to nature's infinite variations, it is impossible to include every color or grain configuration.

Color and grain patterns are the primary influencers of wood's appearance. Other characteristics such as stains, burls, and insect damage can also have a visual effect and are possible within a given wood species, log, or board. Each cabinet may contain color variations that are enhanced or hidden during the finishing process.

Color variation within a wood species is caused by many factors including soil type, minerals, water levels, sunlight, temperature, and genetic composition.

Grain variation, like color variation, is caused by numerous factors including species, tree size, growth rate, climate changes, site conditions, genetics, and bird, insect, and fire damage. Natural wood beauty is just like us: each individual tree is a result of its growth and exudes its own beauty and characteristics.



Echelon[™]
CABINERY

An **acpi** brand



Echelon Cabinetry is part of the Kitchen Cabinet Manufacturers Association (KCMA) and the National Kitchen and Bath Association (NKBA). Echelon Cabinetry carries the ANSI/KCMA A161.1 quality assurance certification.

Trademarks owned by ACPI ©2014
Printed in the United States of America WOODUECH 6/14